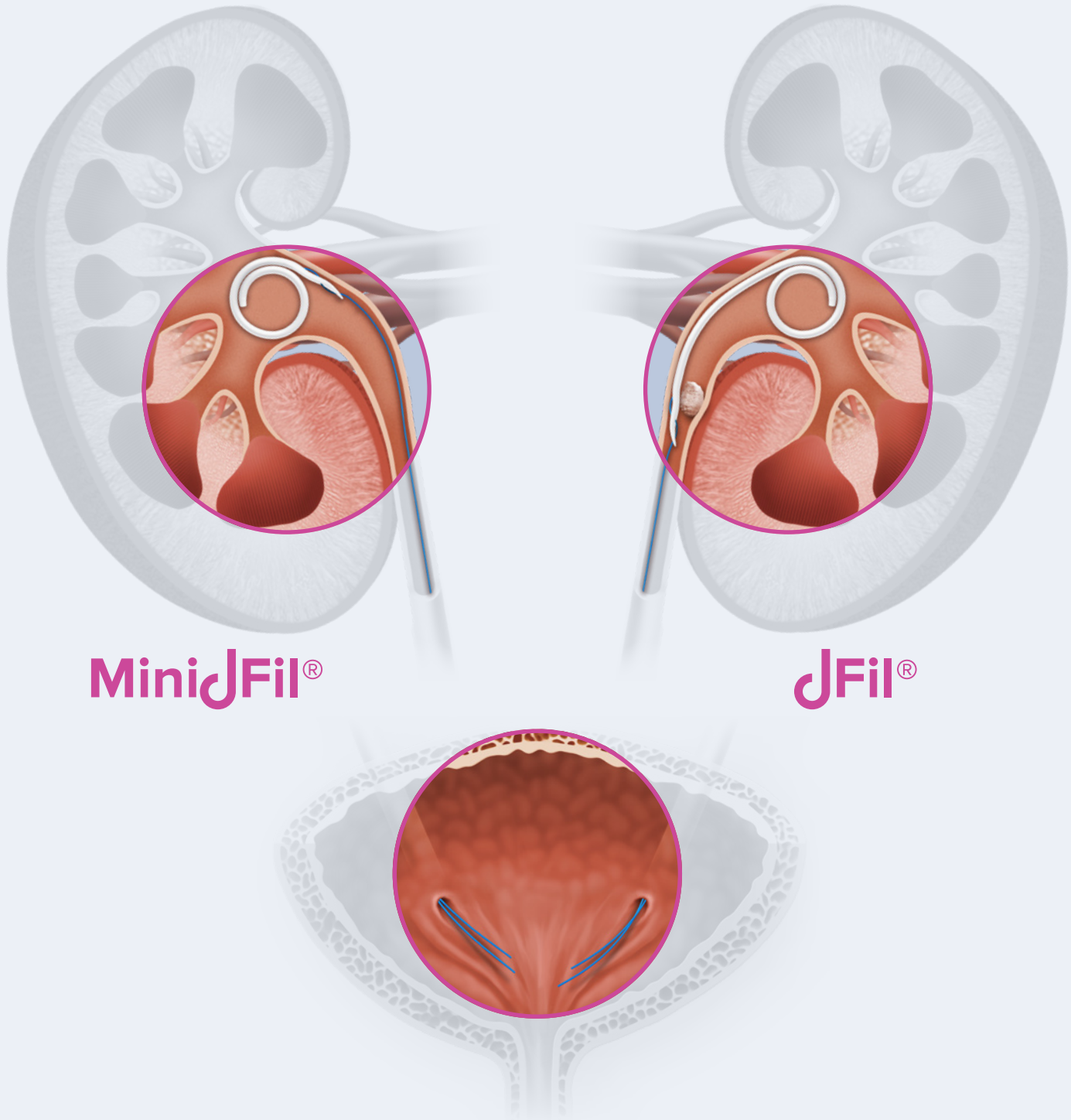


# JFil® & MiniJFil®

New Ureteral Stent Generation with No Bladder Loop

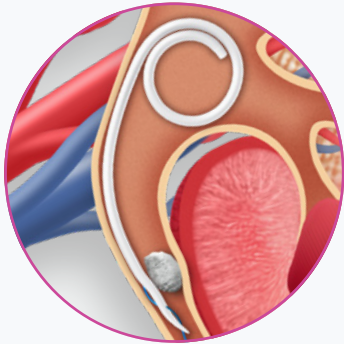


MiniJFil®

JFil®

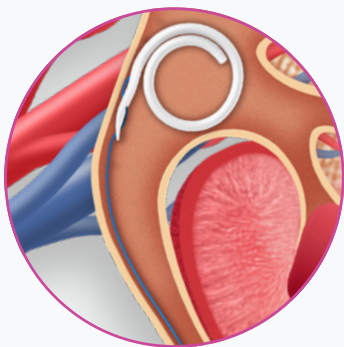
» » » ENDO-UROLOGY





### Indications:

	Indwelling Time	Pre Operatory Dilatation	UPJ Obstructive Stone	Non Obstructive Stone
JFil®	Up to 12 months	✓	✓	✓
MiniJFil®	Up to 12 months	✓	X	✓



➔ **Excellent dilation of the ureter by sutures**



### Literature:

Changing the double pigtail stent by a new suture stent to improve patient quality of life: A prospective study.  
B. Vogt et al. World Journal of Urology 2015, 33(8):1061-8.

MiniJFil®: A new safe and effective stent for a well-tolerated repeated extracorporeal shockwave lithotripsy or ureteroscopy for medium-to-large kidney stones?  
B. Vogt et al. Nephro-Urology Monthly 2016, 13;8(5):e40788.

Advances in ureteral stent development.  
B.H. Chew et al. Current Opinion in Urology 2016, 26(3):277-82.

Prevention and treatment of symptoms associated with indwelling ureteral stents: A systematic review.  
P. Betschart et al. International Journal of Urology 2017, 24(4):250-9.

Ureteral stents in urolithiasis.  
M. Beysens et al. Asian Journal of Urology 2018, 5(4):274-86.

### Ordering Informations:

Product Code	Description	Size (Fr)	Working Length (mm)
ROJV0708ST	JFil® Ureteral Suture Stent	7	80
ROJV0716ST	JFil® Ureteral Suture Stent	7	160
ROJV0500ST	MiniJFil® Ureteral Suture Stent	4,8	-

MKG-FY-JFIL&MINIJFIL-EN-01

Designed by FOCALYS. Illustrations in this document are non-contractual. ROCAMED reserves the right to change product specifications without notice.

For more information visit [www.rocamed.com](http://www.rocamed.com)